


## Changing Routing Options for a Route

You can customize how the device calculates your route.

- 1 Select **Route Planner**.
- 2 Select a saved route.
- 3 Select .
- 4 Select an option:
  - To add shaping points to your route, select **Shaping**, and select at least one location.
  - To change the calculation mode for the route, touch a route segment, and select a calculation mode.

## Navigating to a Saved Route

- 1 Select **Route Planner**.
- 2 Select a saved route.
- 3 Select **Go!**.
- 4 Select the first location to navigate to, and select **OK**.

The device calculates a route from your current location to the selected location, and then it guides you to the remaining route destinations in order.

## Editing and Saving Your Active Route

If a route is active, you can use the route planner to edit and save it.


- 1 Select **Route Planner > My Active Route**.
- 2 Edit your route using any of the route planner features.

The route recalculates each time you make a change.
- 3 Select **Save** to save your route, which you can navigate again later (optional).

## TracBack<sup>®</sup>

### Following Your Recent Track

The TracBack feature records the most recent segment of your movement. You can retrace your recent track back to a previous location.


- 1 Select  > **Adventure > TracBack**.

Your recent track appears on the map.
- 2 Select **Go!**.

### Saving Your Recent Track as a Route

You can save your recent track as a route, which you can navigate later using the route planner (*Navigating to a Saved Route*, page 29).

- 1 Select **TracBack**.

Your recent track appears on the map.
- 2 Select  > **Save as Route**.
- 3 Enter a name, and select **Done**.

## Viewing the Weather Forecast

Before you can use this feature, your device must be receiving weather data. You can connect your device to the Tread app to receive weather data (*Pairing with Your Smartphone*, page 36).

- 1 From the home screen, select the weather widget.

The device shows the current weather conditions and a forecast for the next several days.
- 2 Select a day.

The detailed forecast for that day appears.